

LLVT-4FT-100W-MCT-D



MULTI-CCT
MCT

Selection:



Suitable for restaurants, bakeries, food facilities, gyms, pool areas workshops, garages, canopies, parking garages, cold storage facilities, food processing facilities, farmyards, and other harsh, humid, dusty, and wet environment lighting applications, and any application where NSF certified fixtures or high-end architectural designer grade fixtures are required.

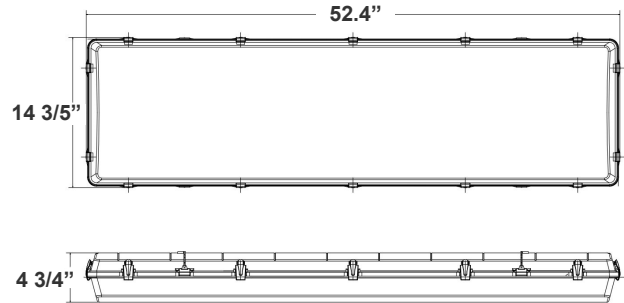
NSF/ANSI 2:2015 Food Equipment: Splash Zone: Equipment surfaces that are subject to splash and food spillage during operation of the equipment other than those in a direct contact food-zone.

Customer Name: _____

Project Name: _____

Note: _____

Type: _____



52.4"(L) x 14 3/5"(W) x 4 3/4"(H)

Features

- Grey Finish
- 5-Year Warranty
- 50,000 Hours Rated Life
- Lens: Clear Polycarbonate (Opal Lens Available)
- Vandal-Proof Polycarbonate Lens
- MCT: Multi Color Temperature (Selectable Switch Inside Fixture)

Technical Specifications

Electrical:

- Voltage: 120-277VAC 50/60Hz
- Wattage: 100W
- Power Factor: >0.98
- Efficacy: 135 LPW

Mechanical:

- Grey Finish
- Housing: Polycarbonate
- Stainless Steel Clamp
- Vandal-Proof Polycarbonate Lens
- Polycarbonate Construction is Highly Impact Resistant
- UV-stabilized Polycarbonate Diffuser Eliminates Glare
- Diffuser Crystals Enhance Even Light Distribution
- Stainless Steel Clips Evenly Seal the Luminaire
- Operating Temp: -22°F to 110°F
- Suitable for Wet Locations
- IP Rating: IP65

Lighting:

- Dimmable: 0~10V Dimming
- LED SMD type: Edison 2835
- Total Lumens: 13500LM
- Color Temperatures: 4000K/ 5000K
- Color Rendering Index: CRI ≥ 80

Applications:

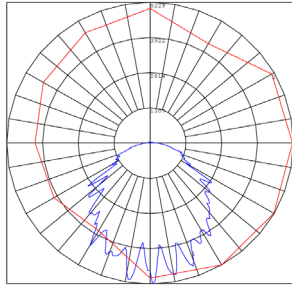
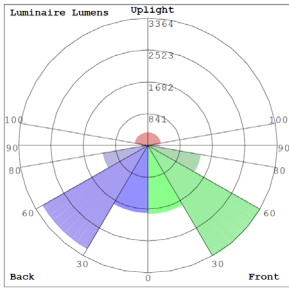
- Ideal for offices, retail stores, showrooms, and residential applications. Uniquely suited for areas where accessing the fixture is challenging
- Suitable for restaurants, bakeries, food facilities, gyms, pool areas, and any application where NSF certified fixtures or high-end architectural designer grade fixtures are required.
- NSF/ANSI 2:2015 Food Equipment: Splash Zone: Equipment surfaces that are subject to splash and food spillage during operation of the equipment other than those in a direct contact food-zone

Other Models:

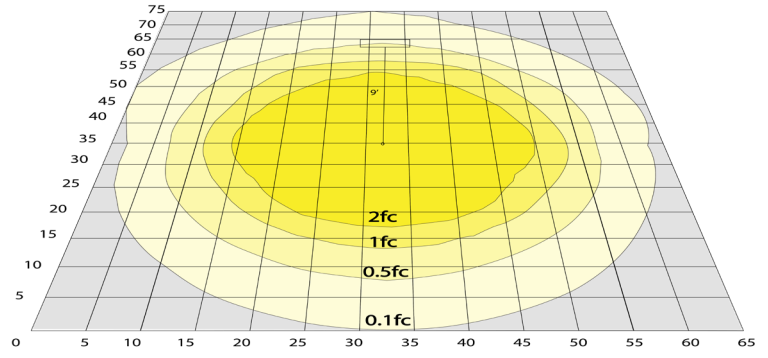
- 150W | 20250LM | LLVT-4FT-150W-MCT-D



Photometrics: LLVT-4FT-100W-MCT-D



BUD Rating: B3-U3-G3




Area 70'x 60' Mounting Height: 9'

Other Views:



Side View



Front View



Back View

Performance Table: LLVT-4FT-100W-MCT-D

MODEL NO.	Wattage	Voltage	Lumens	Color Temp.	BUG Rating	LPW
LLVT-4FT-100W-MCT-D	100W	120~277V	13500LM	3500K 4000K 5000K	B3-U3-G3	135

Sample Ordering

Model	Size	Wattage	Color Temp.	Feature
LLVT	4FT	100W	MCT	D

Accessories:

Blank = No Option For Accessories

LLVT-4FT-RL2T= OPTIONAL REPLACEMENT FROSTED LENS FOR LLVT

Factory-Installed Options:

Blank = No Option For Accessories

OPT-EM-CM2INT= INTERNAL EMERGENCY BACKUP BATTERY

OPT-HBC-125TL-WH = NEMA TWIST-LOCK PLUG 8FT, 15A, 125V, WHITE

OPT-HBC-277TL-WH = NEMA TWIST-LOCK PLUG 8FT, 15A, 277V, WHITE

OPT-HBC-125SB-WH = STRAIGHT BLADE PLUG 10FT, 15A,125V, 3-CONDUCTOR 18AWG,WHITE

OPT-SEN-2MDR-36=PROGRAMMABLE MICROWAVE BI-LEVEL SENSOR

WEC-3RC=OPTIONAL REMOTE CONTROL

Example:

1. LLVT-4FT-100W-MCT-D (FOR LLVT 4FT 100W MCT FIXTURE 120-277V)
2. LLVT-4FT-100W-MCT-D (FOR LLVT 4FT 100W MCT FIXTURE 120-277V)
OPT-EM-CM2INT (INTERNAL EMERGENCY BACKUP BATTERY)

SENSOR AND EMERGENCY BATTERY BACK UP OPTIONS:



OPT-HBC-125SB-WH



OPT-HBC-125TL-WH



OPT-EM-CM2INT



OPT-HBC-277TL-WH



OPT-SEN-2MDR-36



WEC-3RC

